



KING COUNTY SEXUAL EXPLOITATION CASES

THE DATA BEHIND THE CHARGES

Contact Information:

Benjamin Gauen - Senior Deputy Prosecuting Attorney

Benjamin.Gauen@kingcounty.gov

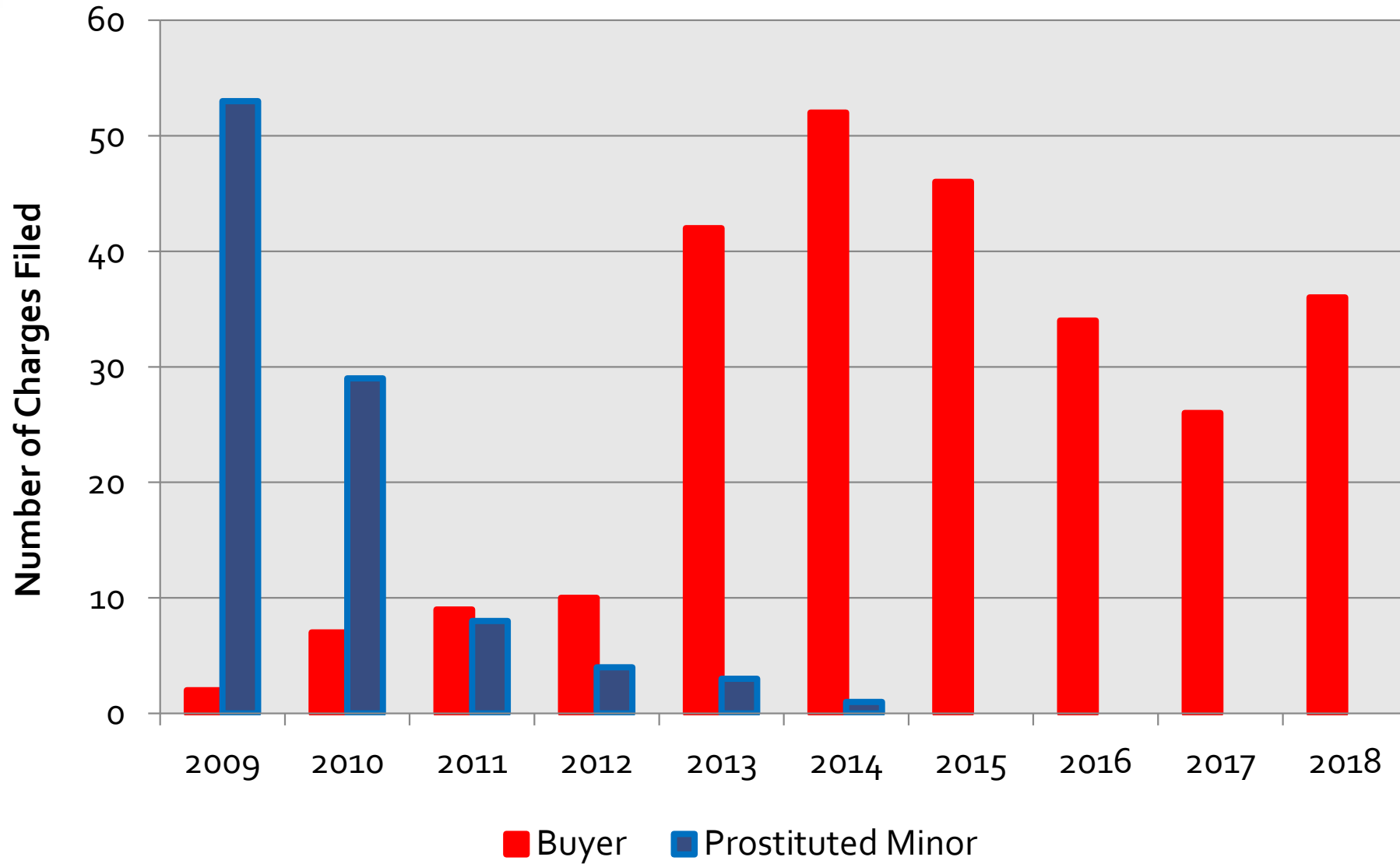


Commercial Sexual Exploitation of Children (CSEC) Charges

- We saw a 28% increase in Commercial Sexual Abuse of a Minor (CSAM) charges in 2018 compared to 2017 despite the fact that only one police department, Renton Police, consistently dedicated its resources to addressing the problem of men paying minors for sex. We know that there are hundreds of minors in our community each year who are sexually abused through commercial sex. We need significantly more police departments to conduct CSAM investigations if we are going to successfully reduce the prevalence and demand of men buying sex from kids.
- Our data continues to reflect the reality that the minor victims in our cases are disproportionately children of color: 45% of our minor victims are African American whereas African Americans make up only 6.2% of our county's population. Further, the sex buyers of minors are disproportionately white men: 73% of the buyers are white males but represent less than 68% of our county's population.

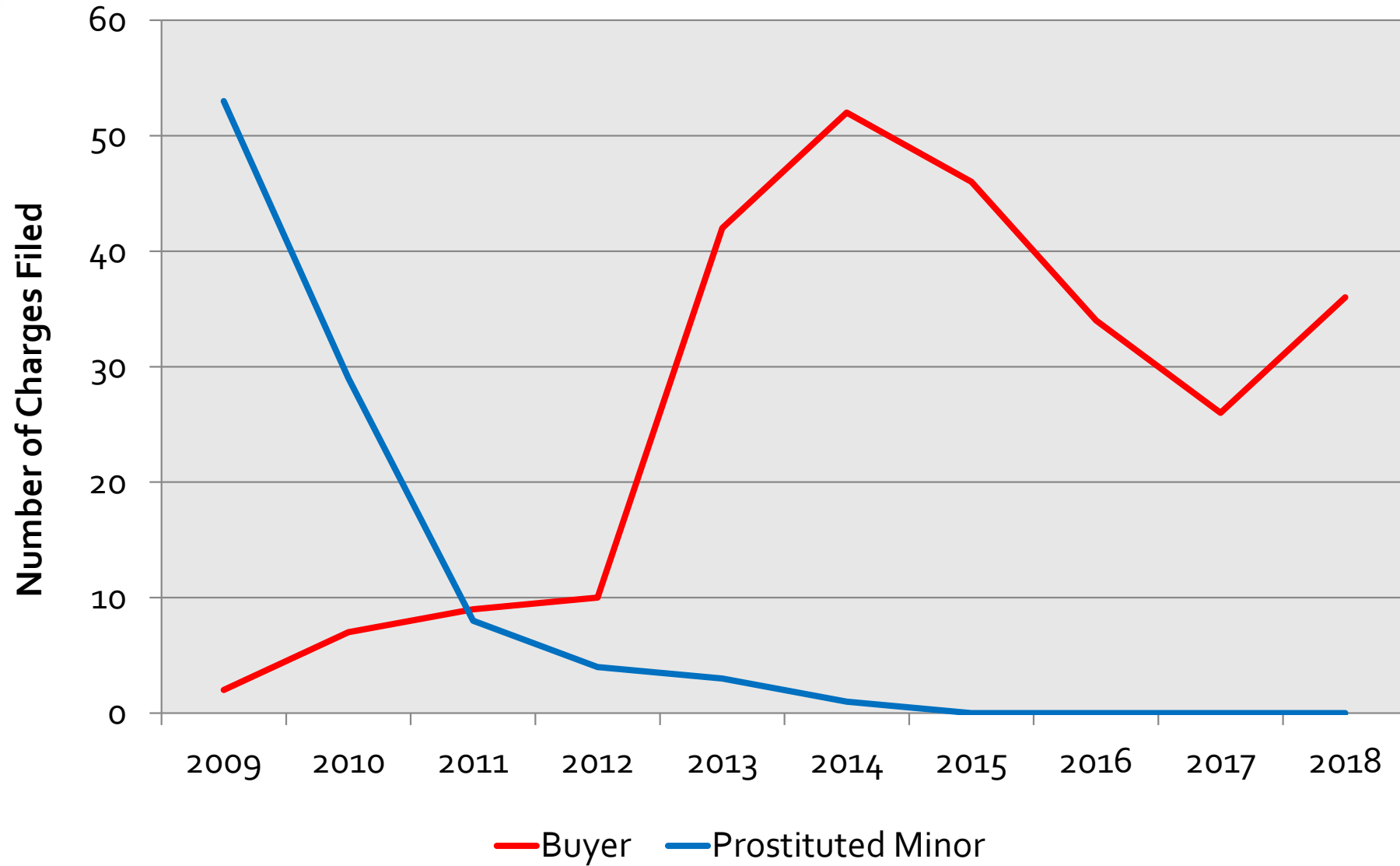


Minors Charged With Prostitution vs. Men Trying To Buy Sex From Minors



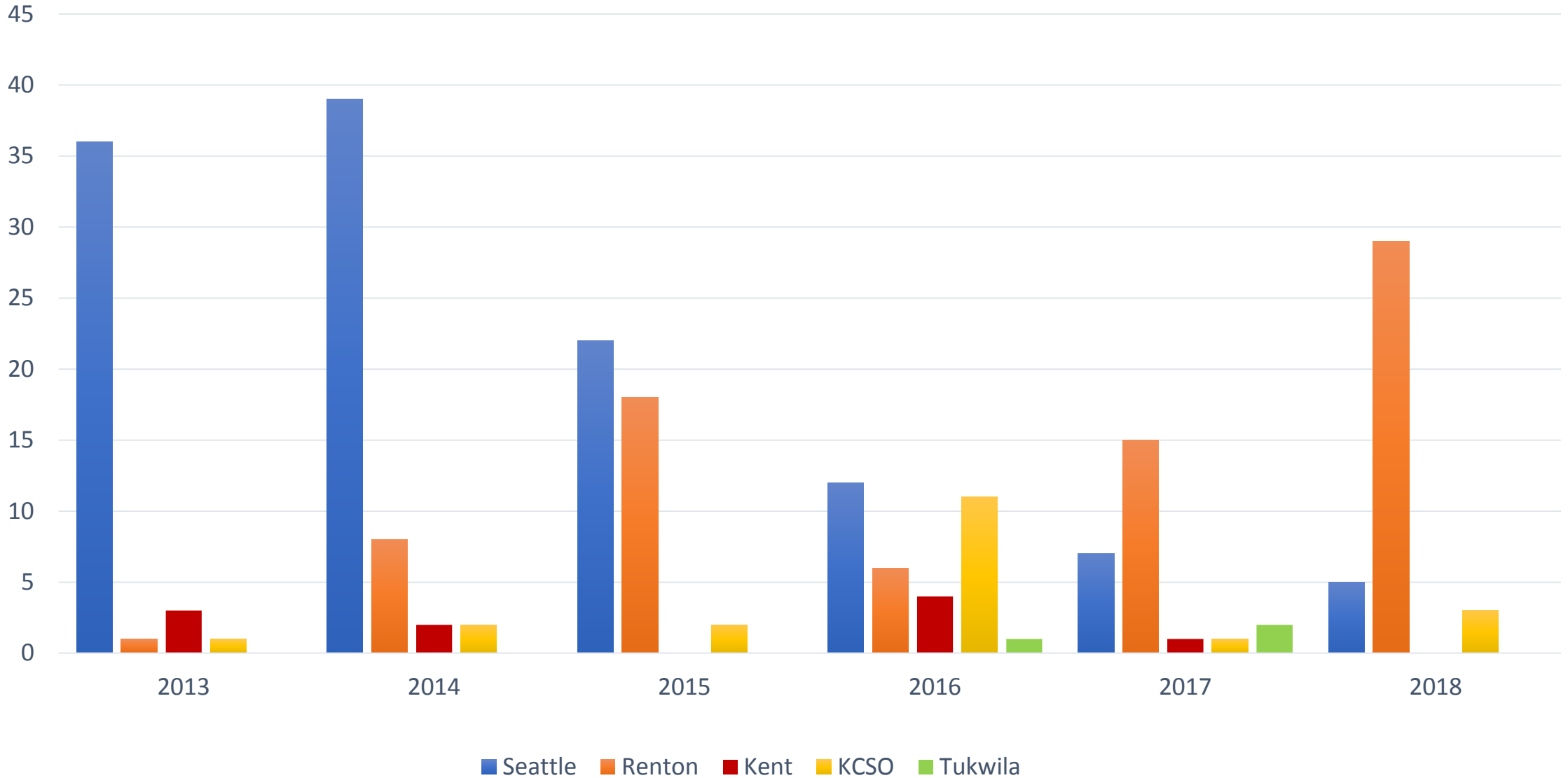


Minors Charged With Prostitution vs. Men Trying To Buy Sex From Minors





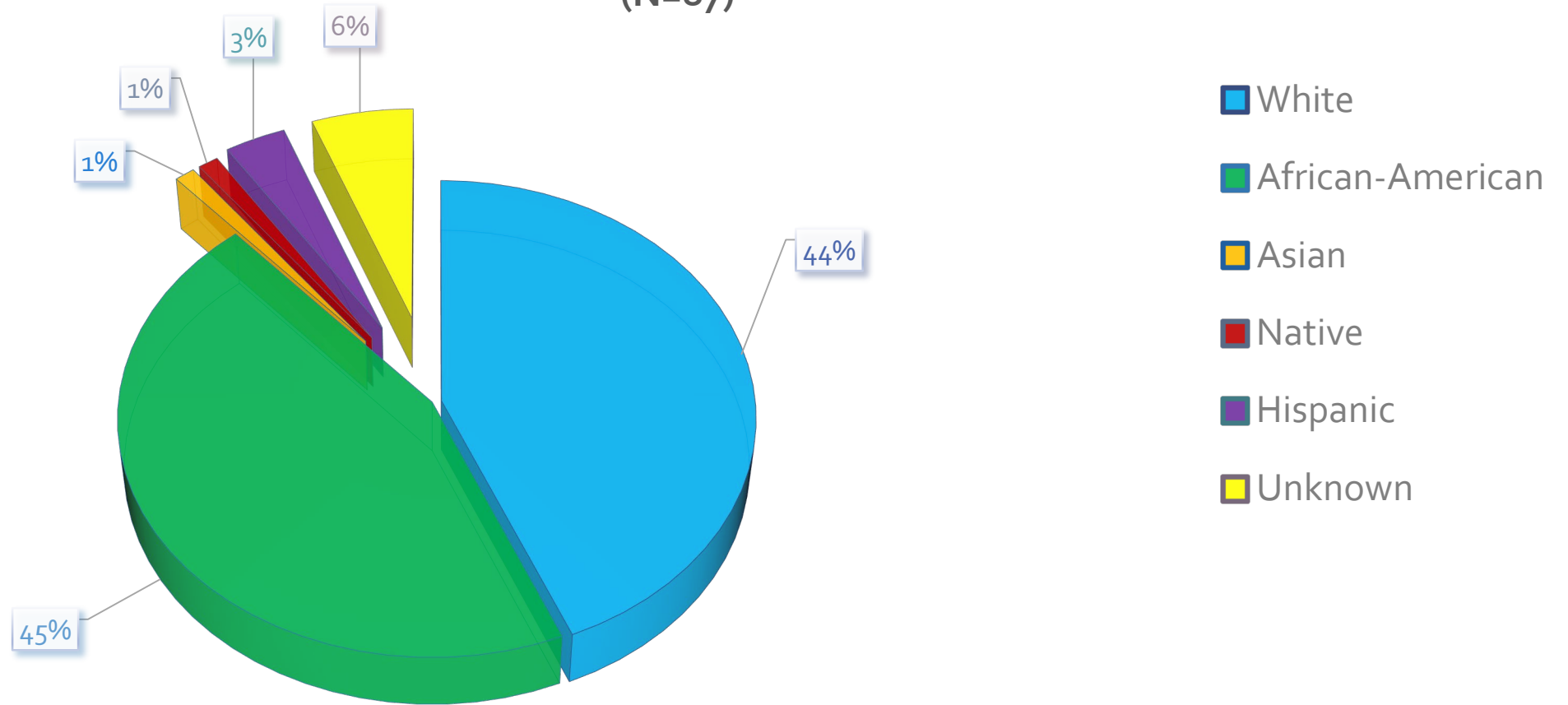
CSAM Cases by Agency 2013-2018





MINOR CSEC VICTIMS BY RACE: 2011-2018

(N=87)

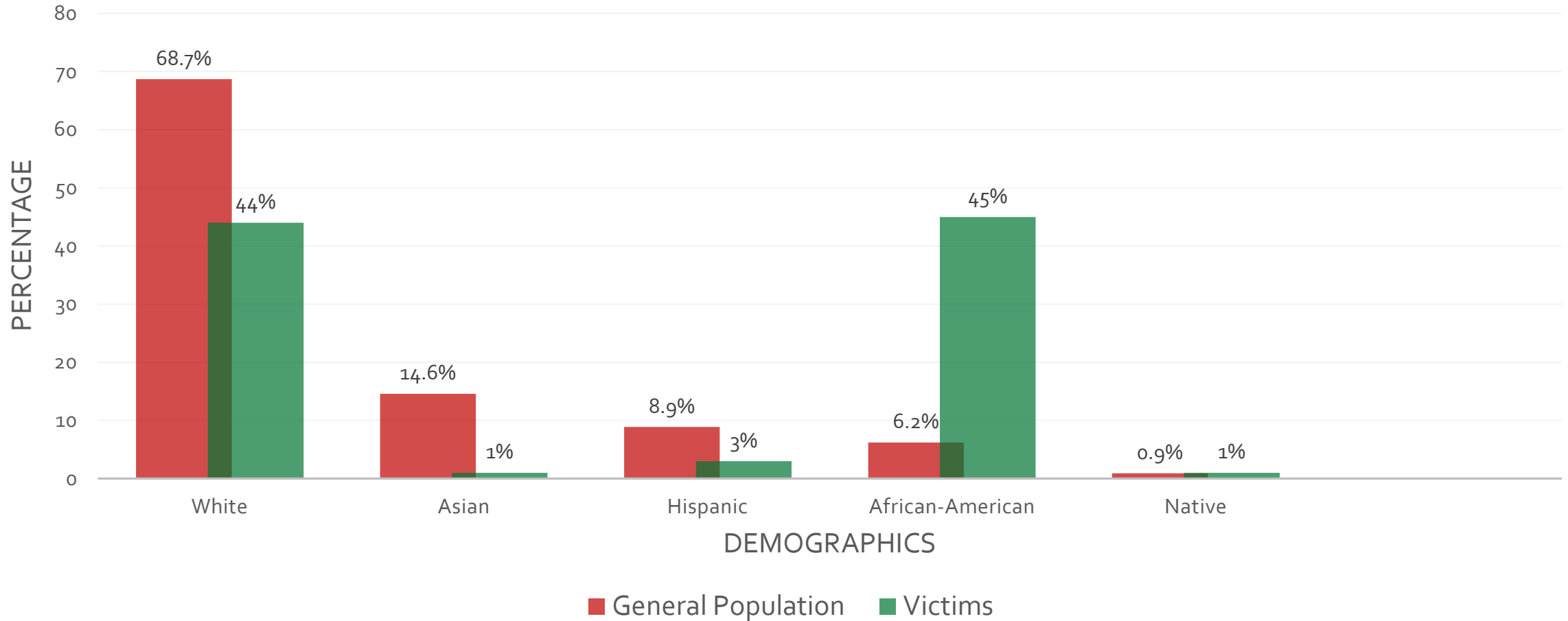


*CSEC = Commercial Sexual Exploitation of Children. Charges include Commercial Sexual Abuse of a Minor (CSAM), Attempted Commercial Sexual Abuse of a Minor (ACSAM), and Promoting the Commercial Sexual Abuse of a Minor (PCSAM)



Comparing Race of Minor-CSEC Victims to General Population of King County

(N=97)



*KCPAO data from 2011-2018 compared to 2010 census data for King County

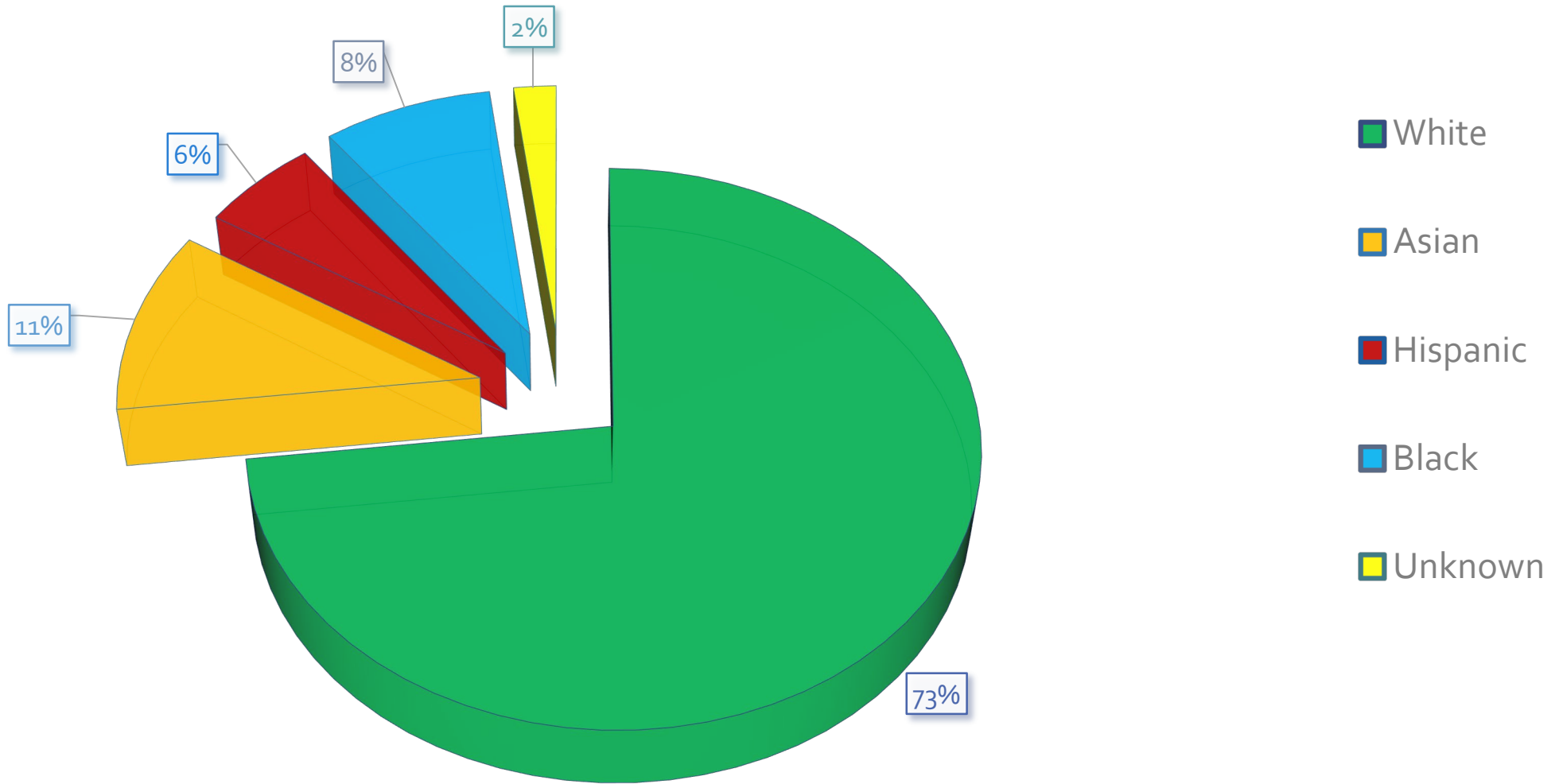
** Census data is gender neutral and does not reflect the disproportionate representation of women of color in victim demographics

*** Charges are representative of CSAM, ACSAM and PCSAM cases with victims



SEX BUYERS OF MINORS 2013-2018

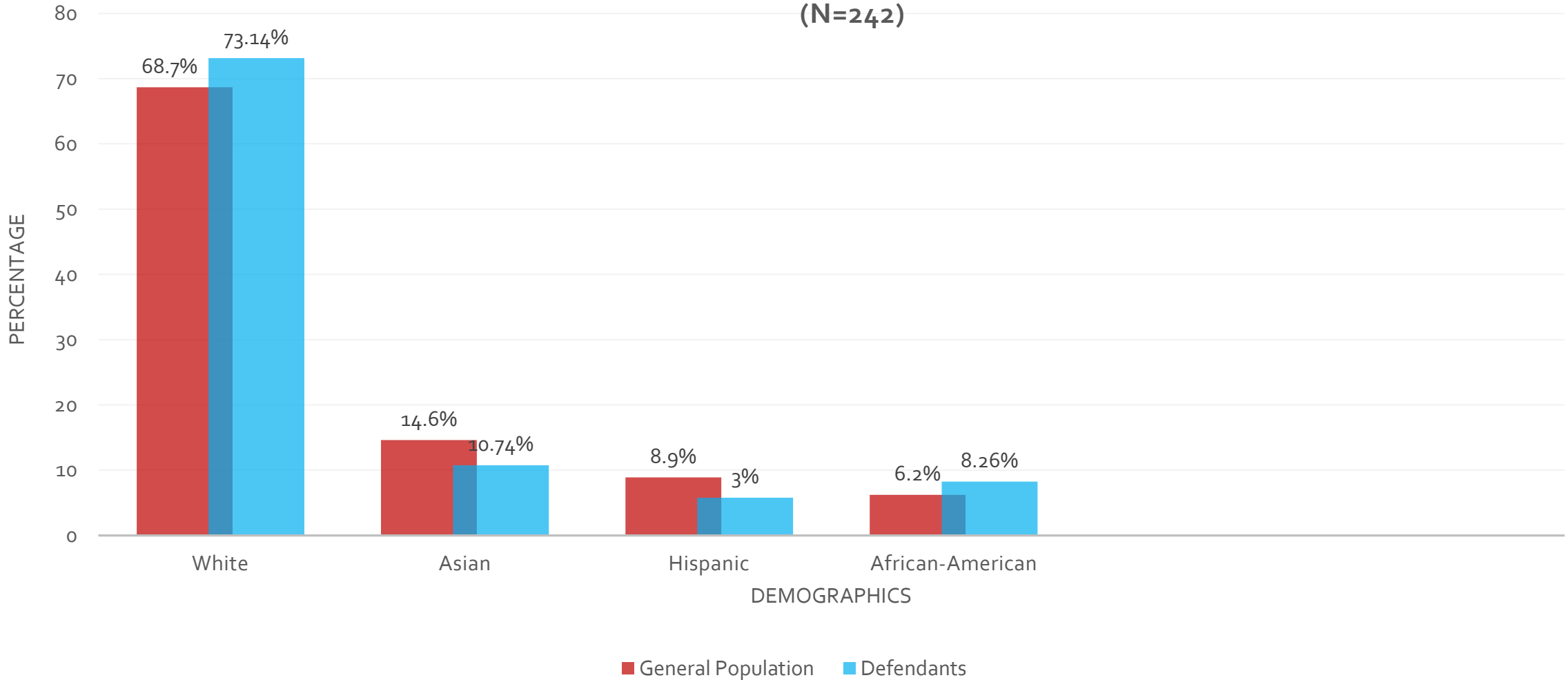
(N=242)





Comparing Race of Sex Buyers of Minors to General Population of King County

(N=242)



*KCPAO data from 2011-2018 compared to 2010 census data for King County

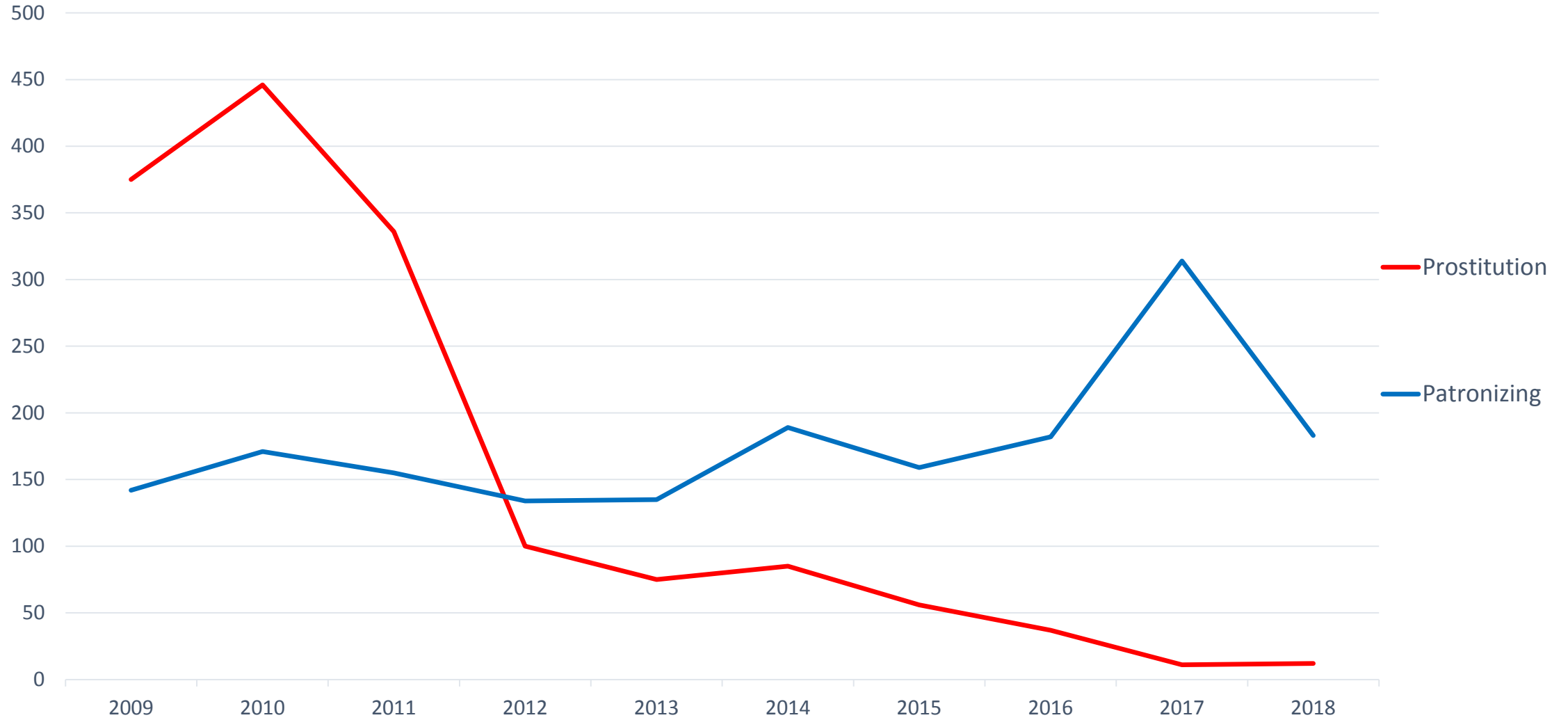
** Census data is gender neutral and does not reflect the disproportionate representation of men who are defendants



Prostitution v. Patronizing (Sexual Exploitation) Charges 2009-2018



Prostitution vs. Patronizing Charges 2009-2018





Prostitution Charges 2008-2018

Agency	Total	2018	2017	2016	2015	2014	2013	2012	2011	2010	2009	2008
Auburn	10	0	0	0	0	1	1	8	0	0	0	0
Bellevue	40	0	0	0	9	4	14	10	0	3	No data	No data
Bothell	4	0	0	0	0	0	4	0	0	0	0	0
Burien	5	1	1	0	0	0	0	2	1	0	0	0
Des Moines	130	0	0	0	0	0	7	19	18	23	38	25
Federal Way	43	0	0	0	0	0	1	6	0	13	8	15
Issaquah	1	0	0	0	0	0	1	0	0	0	0	0
KCSO	212	3	0	1	1	9	56	32	25	43	19	23
Kenmore	0	0	0	0	0	0	0	0	0	0	0	0
Kent	94	5	0	2	1	10	4	17	8	13	20	14
Kirkland	9	0	0	2	0	3	4	0	0	0	0	0
Redmond	5	3	0	0	1	0	0	0	0	0	0	1
Renton	38	1	3	0	1	0	0	1	8	2	9	13
SeaTac	186	0	0	0	4	12	20	27	29	52	36	6
Seattle	969	5	7	32	34	43	5	3	236	259	190	155
Shoreline	23	0	0	0	0	0	0	1	0	6	6	10
Tukwila	127	0	0	0	0	2	6	7	19	26	43	24
Totals	1896	12	11	37	51	82	117	125	325	408	320	252



Patronizing Charges 2008-2018

Agency	Total	2018	2017	2016	2015	2014	2013	2012	2011	2010	2009	2008
Auburn	50	11	0	0	0	14	6	8	10	1	0	0
Bellevue	105	0	101	0	0	3	0	0	0	1	No data	No data
Bothell	0	0	0	0	0	0	0	0	0	0	0	0
Burien	0	0	0	0	0	0	0	0	0	0	0	0
Des Moines	12	0	0	0	0	9	1	0	0	1	0	1
Federal Way	84	0	11	0	28	18	1	8	0	0	12	6
Issaquah	0	0	0	0	0	0	0	0	0	0	0	0
KCSO	49	6	1	4	2	2	2	4	2	9	7	10
Kenmore	1	0	0	0	1	0	0	0	0	0	0	0
Kent	291	57	0	19	30	54	35	16	13	10	41	16
Kirkland	10	0	0	0	1	0	9	0	0	0	0	0
Redmond	3	3	0	0	0	0	0	0	0	0	0	0
Renton	10	0	0	1	0	4	0	0	0	0	5	0
SeaTac	30	5	0	0	3	3	10	0	2	1	6	0
Seattle	1136	101	198	147	84	89	40	89	116	143	54	75
Shoreline	19	0	0	0	0	1	0	5	1	0	5	7
Tukwila	49	0	3	11	10	1	2	2	2	5	7	6
Totals	1849	115	314	182	159	184	100	124	136	170	137	121

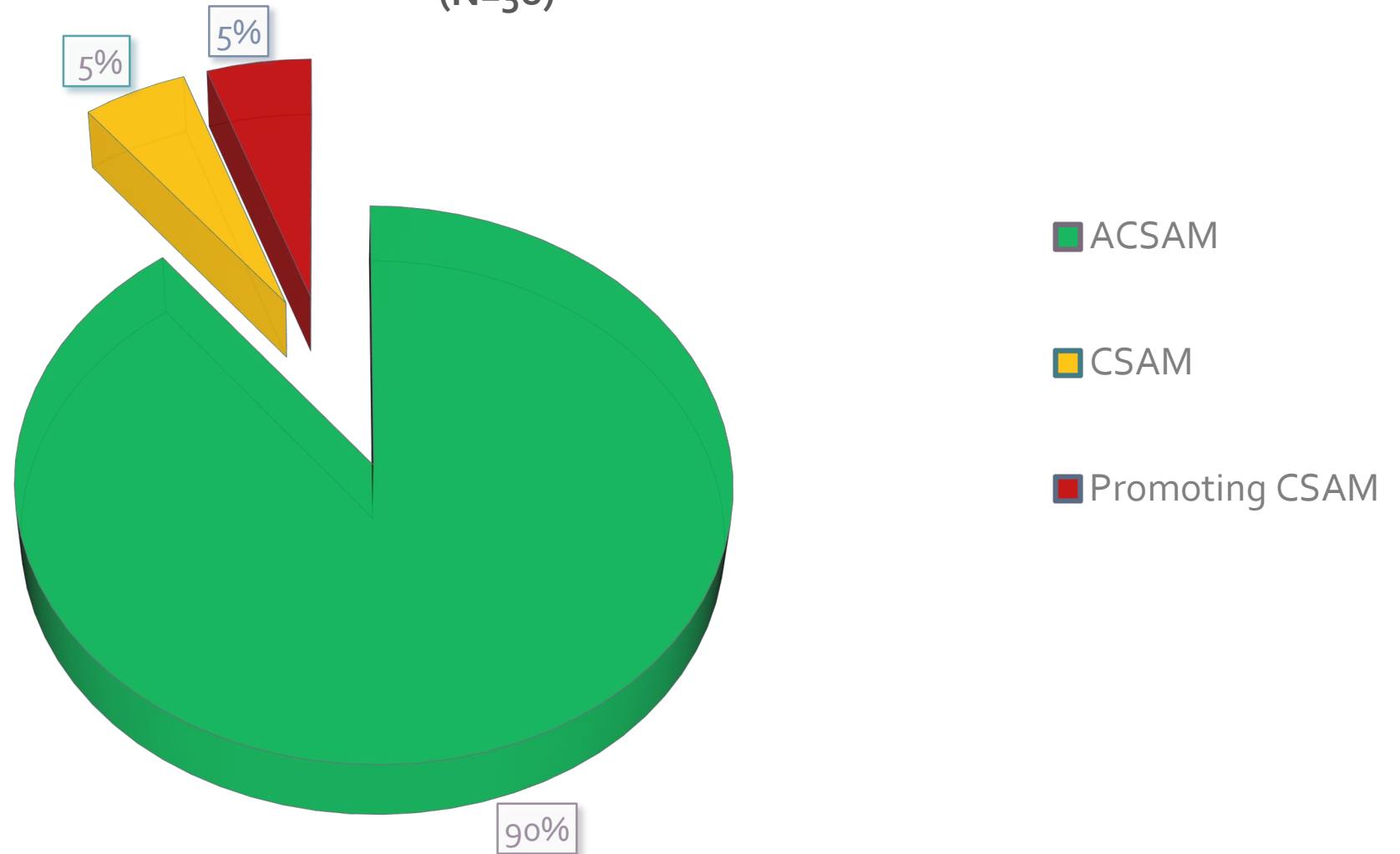


CSEC Charges for 2018



2018 CSEC CHARGES BREAKDOWN

(N=38)

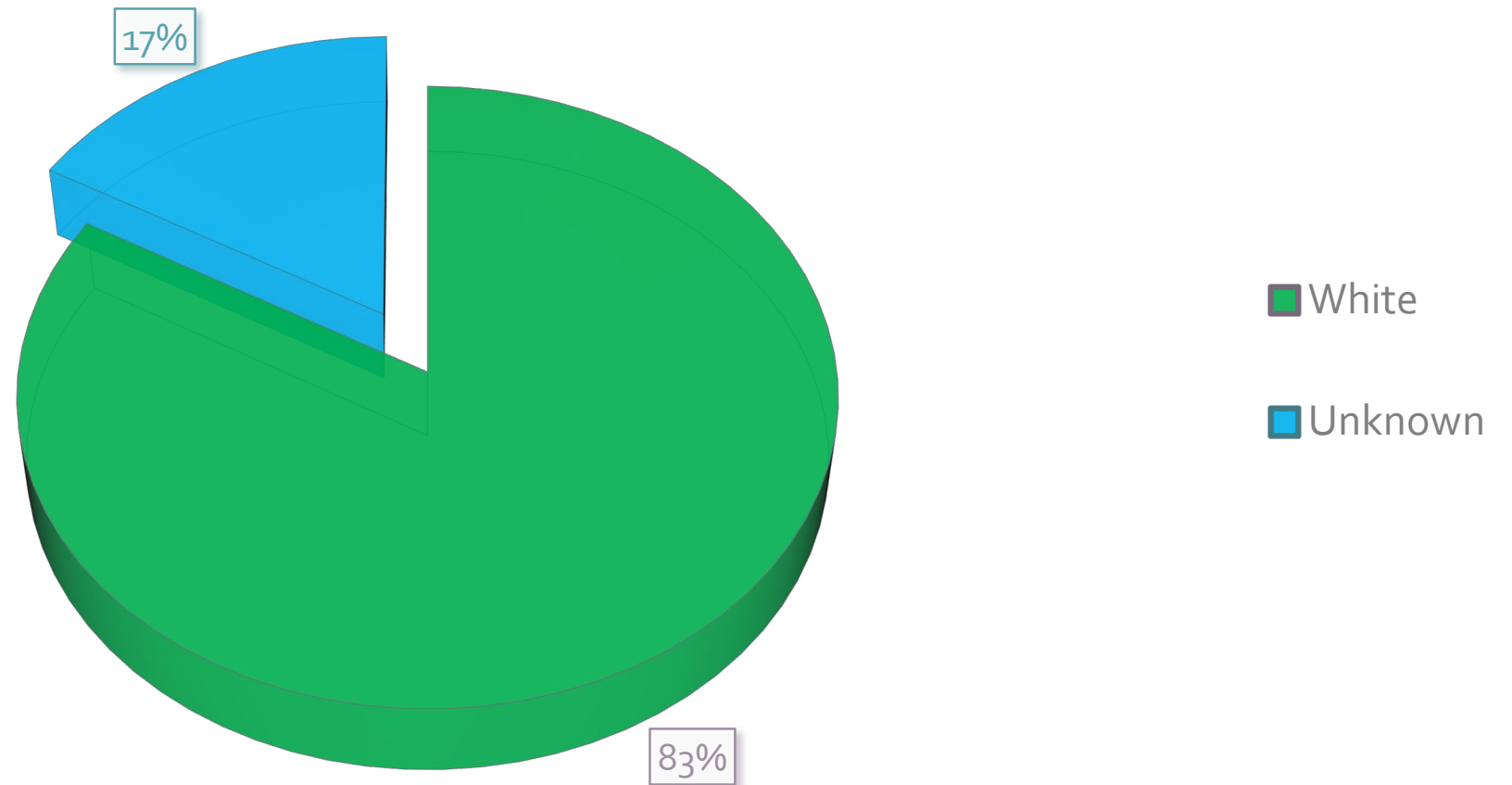


*CSEC = Commercial Sexual Exploitation of Children. Charges include Commercial Sexual Abuse of a Minor (CSAM), Attempted Commercial Sexual Abuse of a Minor (ACSAM), and Promoting the Commercial Sexual Abuse of a Minor (PCSAM)



2018 MINOR VICTIMS' RACE

(N=6)

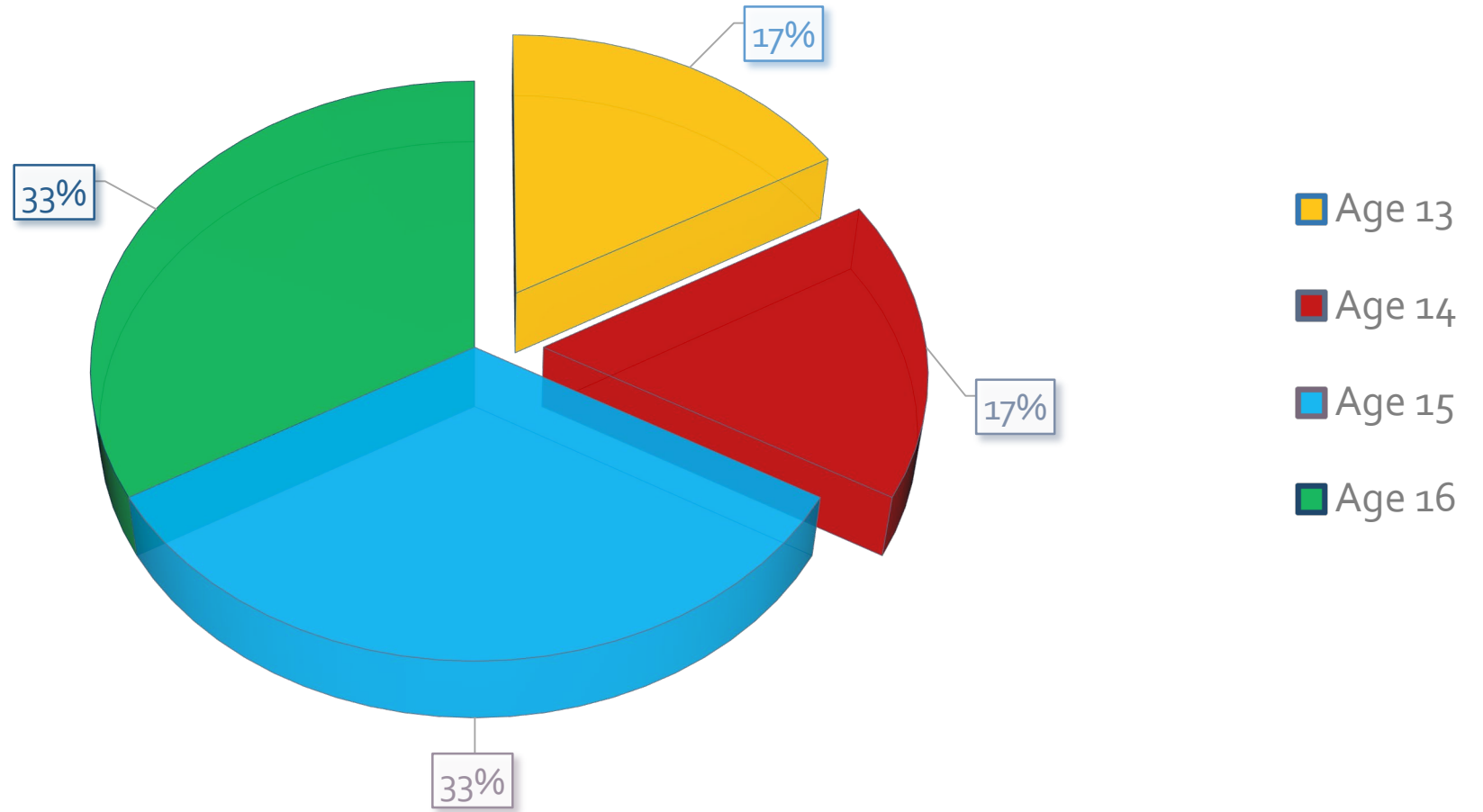


*Above cases with victims are ascribed to 2 CSAM, 2 ACSAM and 2 PCSAM cases.



2018 MINOR VICTIMS' AGES

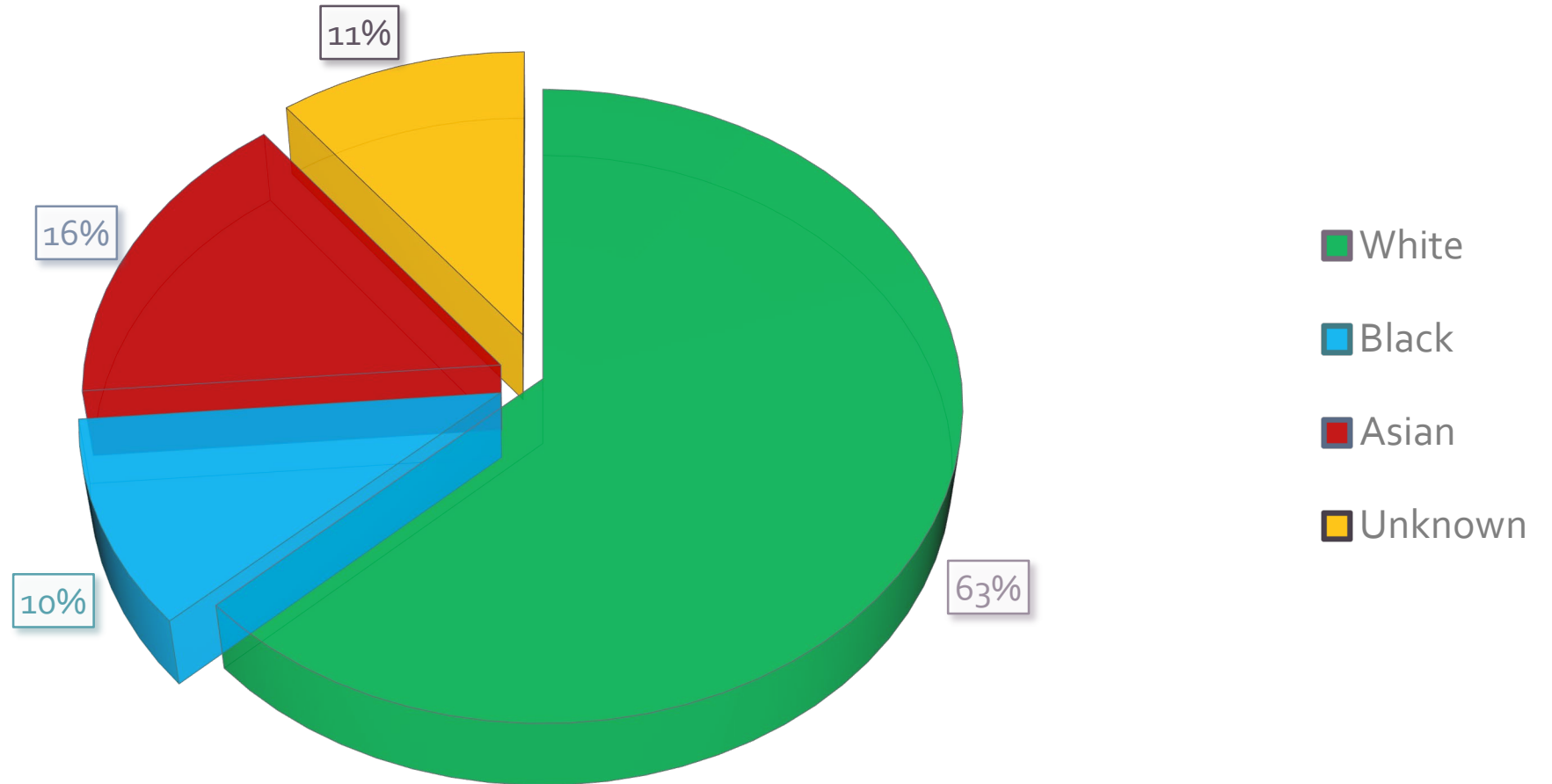
(N=6)





2018 SEX BUYERS OF MINORS - RACE

(N=36)





2018 SEX BUYERS OF MINORS - AGES

(N=38)

